

Assessment of Food Insecurity in Patient Population Visiting Family Medicine Clinic in Peoria, IL

Delano, A. (M4), Nordman, J. (M3), Carter, L. (M2), Serrano, A. (M2), Barroso, B. BS, MPH, Andrews, M. MD, Shevatekar, G. MBBS, MPH, CHES and Wynn, K. MD

Department of Family and Community Medicine

Background

- The rate of food insecurity in USA is 12.5% (41.2 Million U.S. residents)
- 11.1% households in USA are food insecure (14.3 million households)
- In Peoria County, the rate of food insecurity is 14.7% (26, 680 people) and 7% of population have limited access to healthy foods
- A number of factors including income, employment, race/ethnicity, and disability influence food insecurity
- Food insecurity is key issue in the economic stability domain of Healthy People 2020

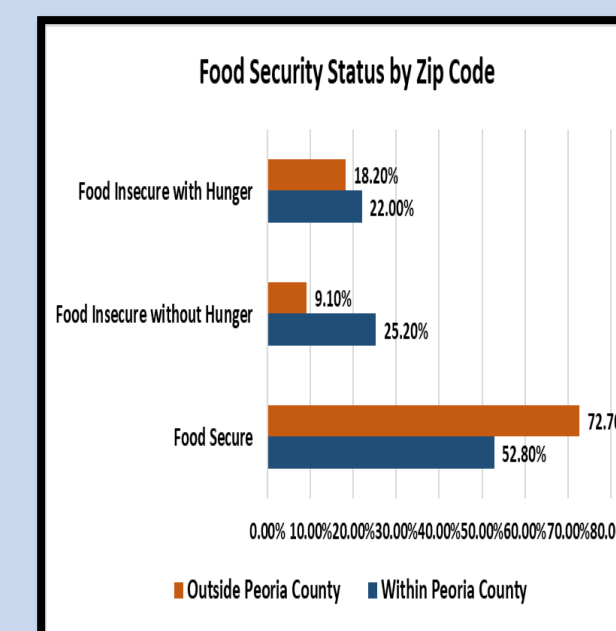
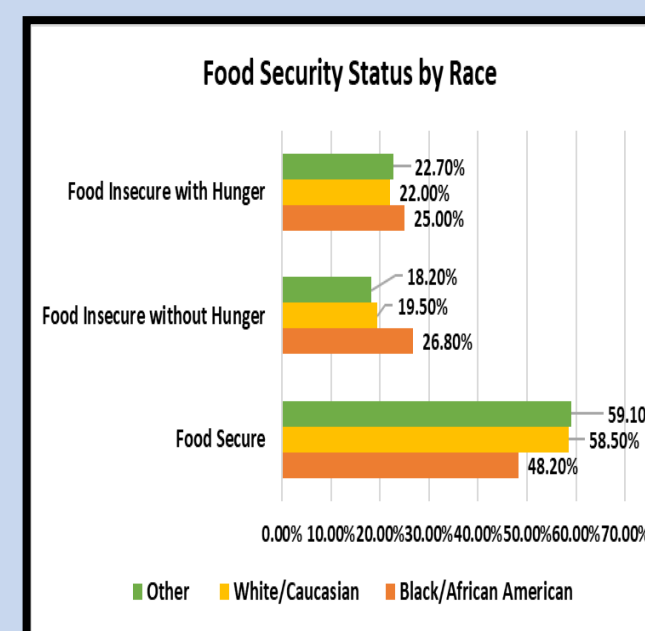
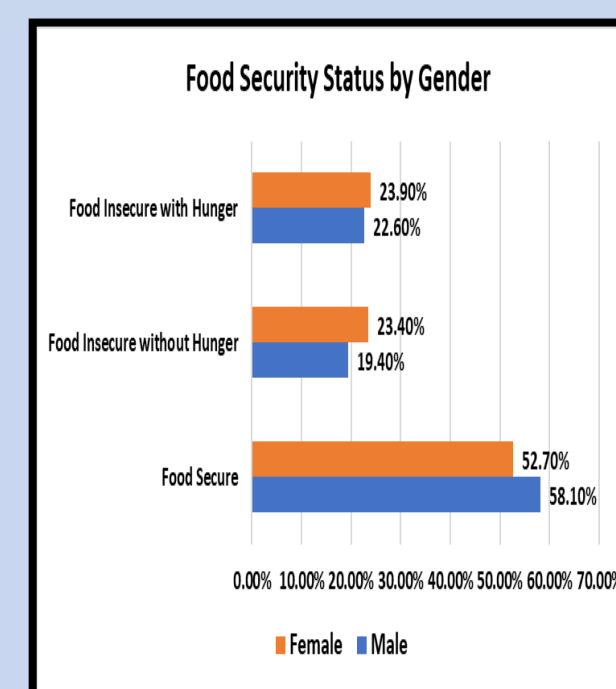
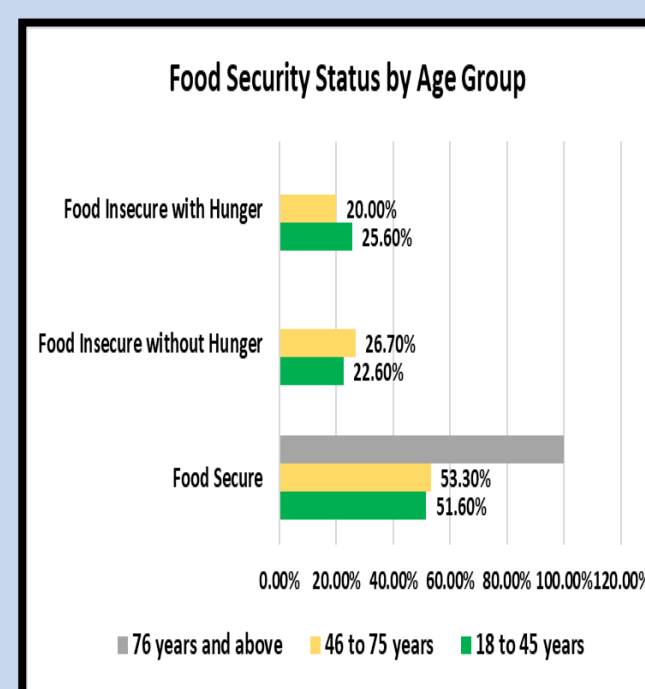
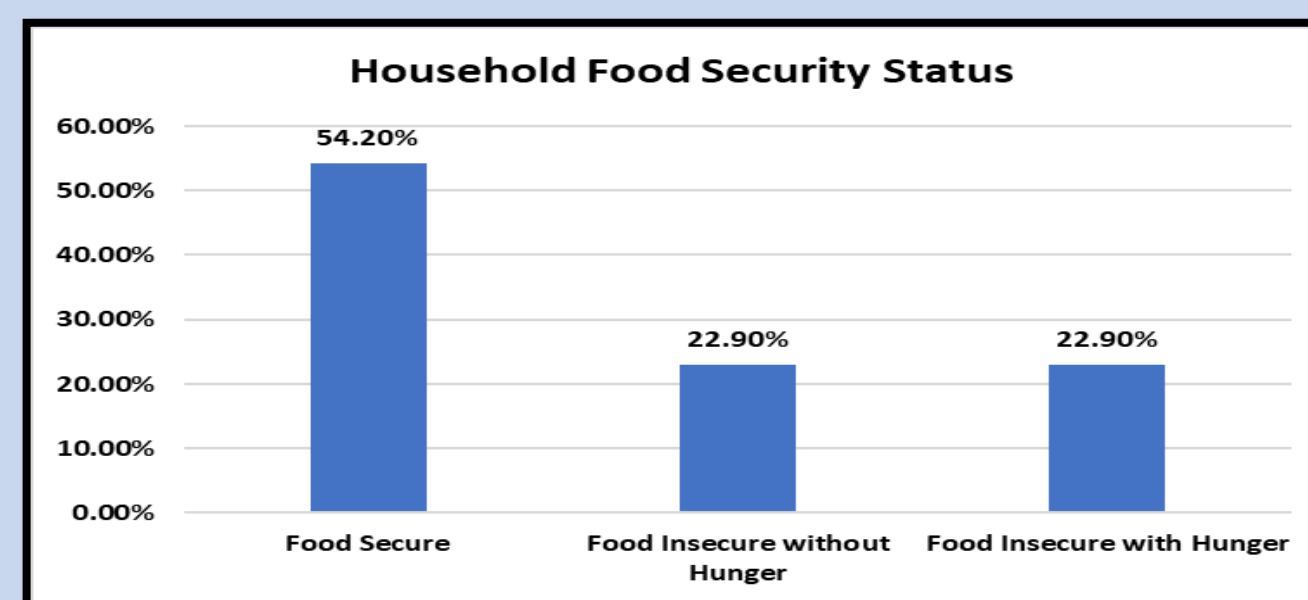
Methods

- Purpose:** To assess the household food security among patient population visiting Family Medicine Clinic
- Cross-sectional, Quantitative pilot study
- Data collection:** USDA 6-item short form of food security survey module
 - Self-administered, paper-based survey

- Non-probability convenience sampling
 - Inclusion criteria: 18 years and above, visiting Family Medicine Clinic
- Data analysis:** IBM SPSS Statistics 26
- Timeline:** February-September 2019

Results

- Sample size:** 308
- Gender:**
 - Males: 23.4%
 - Females: 76.6%
- Age:**
 - Mean: 41.74 years (+/- 17)
 - Median: 38 years
- Race:**
 - African American: 45.6%
 - Caucasian: 46.3%
 - Other: 8%
- Zip code:**
 - Within Peoria County: 88.3%
 - Outside Peoria County: 11.7%



- Household Food Security:**
 - Food Secure: 54.2%
 - Food Insecure: 45.8%
 - Food Insecure without hunger: 22.9%
 - Food Insecure with Hunger: 22.9%
- Significant association** between participants' zip code and food security status (p=0.032)
 - Households with zip codes within Peoria County experienced more food insecurity
- No significant association** between participants' age, gender, race and household food security status

Conclusions

- Results show that a large proportion of households within the patient population living in Peoria County experience food insecurity
- The project highlights the need for food insecurity screening /data specific to patient population in healthcare settings

- Given the negative health outcomes associated with food insecurity, the implications are even harsher for patient population, especially in the development and progression of chronic conditions
- Healthcare providers can play a lead role in identifying food insecure patients, in forming community partnerships and in referin patients for offsite food and benefits assistance

References

- Feeding America. (2019). Food insecurity in Peoria County. Retrieved from: <https://map.feedingamerica.org/county/2017/overall/illinois/county/peoria>
- United States Department of Agriculture. (2018). Food security status of U.S. households 2018. Retrieved from: <https://www.ers.usda.gov/topics/food-nutrition-assistance/food-security-in-the-us/key-statistics-graphics.aspx#foodsecure>
- United States Department of Agriculture. (2019). Survey Tools. Retrieved from: <https://www.ers.usda.gov/topics/food-nutrition-assistance/food-security-in-the-us/survey-tools.aspx#six>
- County Health Rankings. (2019). Peoria County. Retrieved from: <https://www.countyhealthrankings.org/app/illinois/2019/rankings/peoria/county/outcomes/overall/snapshot>
- Healthy People 2020. (n.d.) Food insecurity. Retrieved from: <https://www.healthypeople.gov/2020/topics-objectives/topic/social-determinants-health/interventions-resources/food-insecurity>