



# HOW TO ACCESS PHONE PORTAL

*Note: The steps below are safe when using the Cisco portal but not recommended with other sites.*

1. Go to <https://phone.peoria.uic.edu/ucmuser/>
2. Follow the steps below, based on your browser (Firefox, Chrome or Internet Explorer)

## FIREFOX

Click Advanced when you see this warning.



### Your connection is not secure

The owner of phone.peoria.uic.edu has configured their website improperly. To protect your information from being stolen, Firefox has not connected to this website.

[Learn more...](#)

Report errors like this to help Mozilla identify and block malicious sites

Go Back

Advanced



Then click Add Exception.

phone.peoria.uic.edu uses an invalid security certificate.

The certificate is not trusted because it is self-signed.  
The certificate is not valid for the name phone.peoria.uic.edu.

Error code: [SEC\\_ERROR\\_UNKNOWN\\_ISSUER](#)

Add Exception...

Then click Confirm Security Exception.

Add Security Exception

You are about to override how Firefox identifies this site.  
**Legitimate banks, stores, and other public sites will not ask you to do this.**

Server

Location:

Certificate Status

This site attempts to identify itself with invalid information.

**Wrong Site**

The certificate belongs to a different site, which could mean that someone is trying to impersonate this site.

**Unknown Identity**

The certificate is not trusted because it hasn't been verified as issued by a trusted authority using a secure signature.

Permanently store this exception



**THE UNIVERSITY OF ILLINOIS**  
**COLLEGE OF MEDICINE**  
PEORIA CHICAGO ROCKFORD URBANA

**COMMUNICATION&INFORMATION SERVICES**

Now you can log in to the portal using your NetID and the password uicomp09

Cisco Unified Communications  
Self Care Portal

  
  
[Sign In](#)



# CHROME

Click Advanced when you see this warning.



## Your connection is not private

Attackers might be trying to steal your information from **phone.peoria.uic.edu** (for example, passwords, messages, or credit cards). [Learn more](#)

NET::ERR\_CERT\_AUTHORITY\_INVALID

ADVANCED

Back to safety

Then click Proceed ...

This server could not prove that it is **phone.peoria.uic.edu**; its security certificate is not trusted by your computer's operating system. This may be caused by a misconfiguration or an attacker intercepting your connection.

[Proceed to phone.peoria.uic.edu \(unsafe\)](#)



**THE UNIVERSITY OF ILLINOIS**  
**COLLEGE OF MEDICINE**  
PEORIA CHICAGO ROCKFORD URBANA

**COMMUNICATION&INFORMATION SERVICES**

Now you can log in to the portal using your NetID and the password uicomp09

Cisco Unified Communications  
Self Care Portal

|

Password

Sign In

The image shows a login interface for the Cisco Unified Communications Self Care Portal. It features a blue background with white text for the title. Below the title are two input fields: the top one contains a vertical bar, and the bottom one is labeled 'Password'. A green 'Sign In' button is positioned below the password field.



# INTERNET EXPLORER

Click Continue to this website.






There is a problem with this website's security certificate.

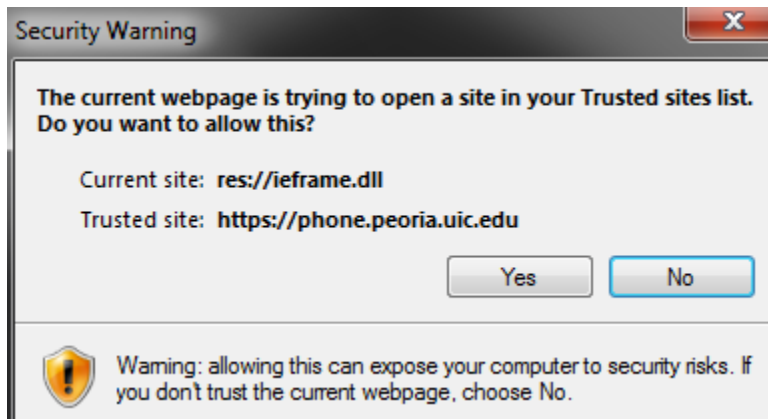
The security certificate presented by this website was issued for a different website's address.  
The security certificate presented by this website was not issued by a trusted certificate authority.

Security certificate problems may indicate an attempt to fool you or intercept any data you send to the server.

**We recommend that you close this webpage and do not continue to this website.**

-  [Click here to close this webpage.](#)
-  [Continue to this website \(not recommended\).](#)
-  [More information](#)

Click Yes.





**THE UNIVERSITY OF ILLINOIS**  
**COLLEGE OF MEDICINE**  
PEORIA CHICAGO ROCKFORD URBANA

**COMMUNICATION&INFORMATION SERVICES**

Now you can log in to the portal using your NetID and the password uicomp09

Cisco Unified Communications  
Self Care Portal

|

Password

Sign In

The image shows a login interface for the Cisco Unified Communications Self Care Portal. It features a blue background with white text. At the top, it says "Cisco Unified Communications" and "Self Care Portal". Below this is a white login box with two fields: the top field contains a vertical bar "|" and the bottom field is labeled "Password". Below the login box is a green button with the text "Sign In".