



Recent Calls List

Use the Recents list to see the 150 most recent individual calls and call groups.

If your Recents list reaches the maximum size, the next new entry overwrites the oldest entry in the list.

Calls in the Recents list are grouped if they are to and from the same number and are consecutive. Missed calls from the same number also get grouped.

View Your Recent Calls

Check to see who's called you recently.

Procedure

Step 1 Press Applications .

Step 2 Select Recents.

When the phone is in the idle state, you can also view the Recent calls list by pressing the Navigation cluster up.


Step 3 If you have more than one line, select a line to view.

If two lines on your phone are configured for the same number, only the line that receives the call shows the call details in the call history.

Return a Recent Call

You can easily call someone who has called you.

Procedure

Step 1 Press Applications .

Step 2 Select Recents.

Step 3 (Optional) Select All lines or the required line.

Step 4 Select the number that you want to dial.

Step 5 (Optional) Press EditDial to edit the number.


Step 6 Press Call.



Clear the Recent Calls List

You can clear the Recents list on your phone.


Procedure

- Step 1** Press Applications .
 - Step 2** Select Recents.
 - Step 3** (Optional) Select All Lines or the required line.
 - Step 4** Press Clear.
 - Step 5** Press Delete.
-

Delete a Call Record

You can edit Recents to remove a single call from your history. This helps preserve important contact information because Recents holds only 150 calls.

Procedure

- Step 1** Press Applications .
- Step 2** Select Recents.
- Step 3** (Optional) Select All Lines or the required line.
- Step 4** Highlight the individual record or call group that you want to delete.
- Step 5** Press Delete.
- Step 6** Press Delete again to confirm.