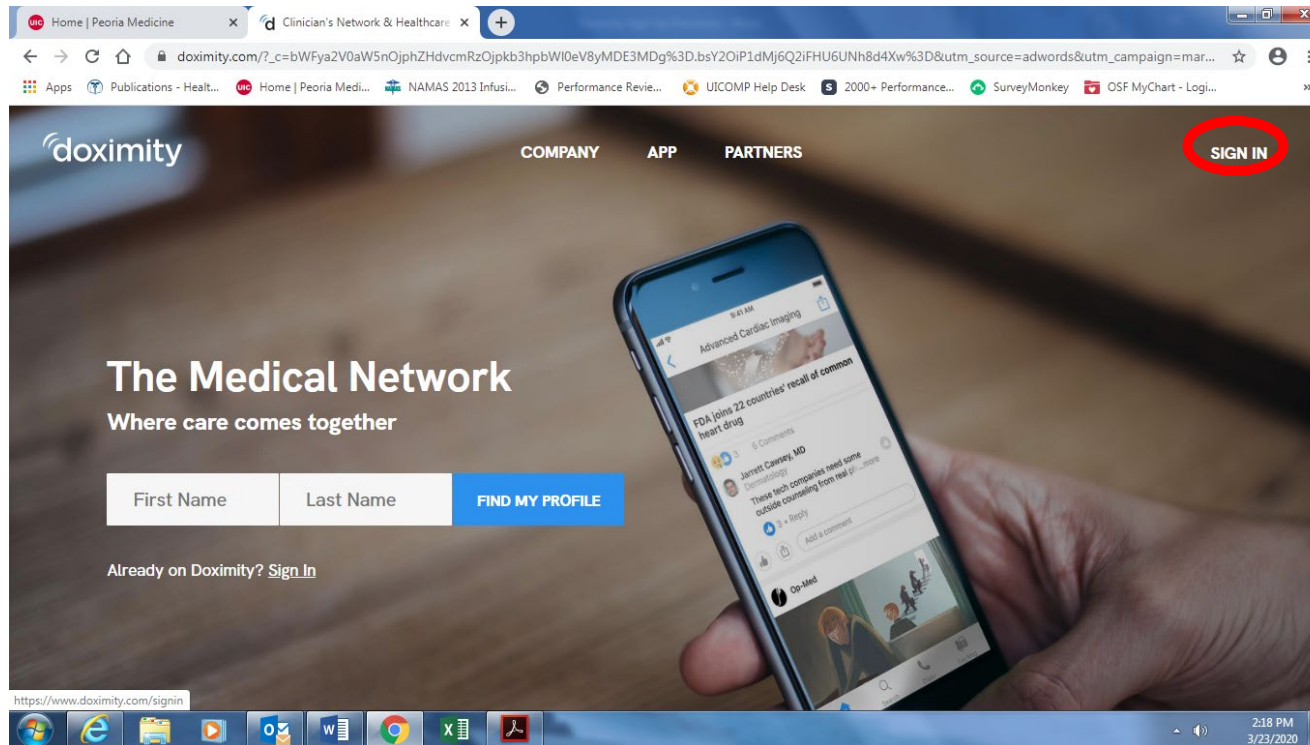




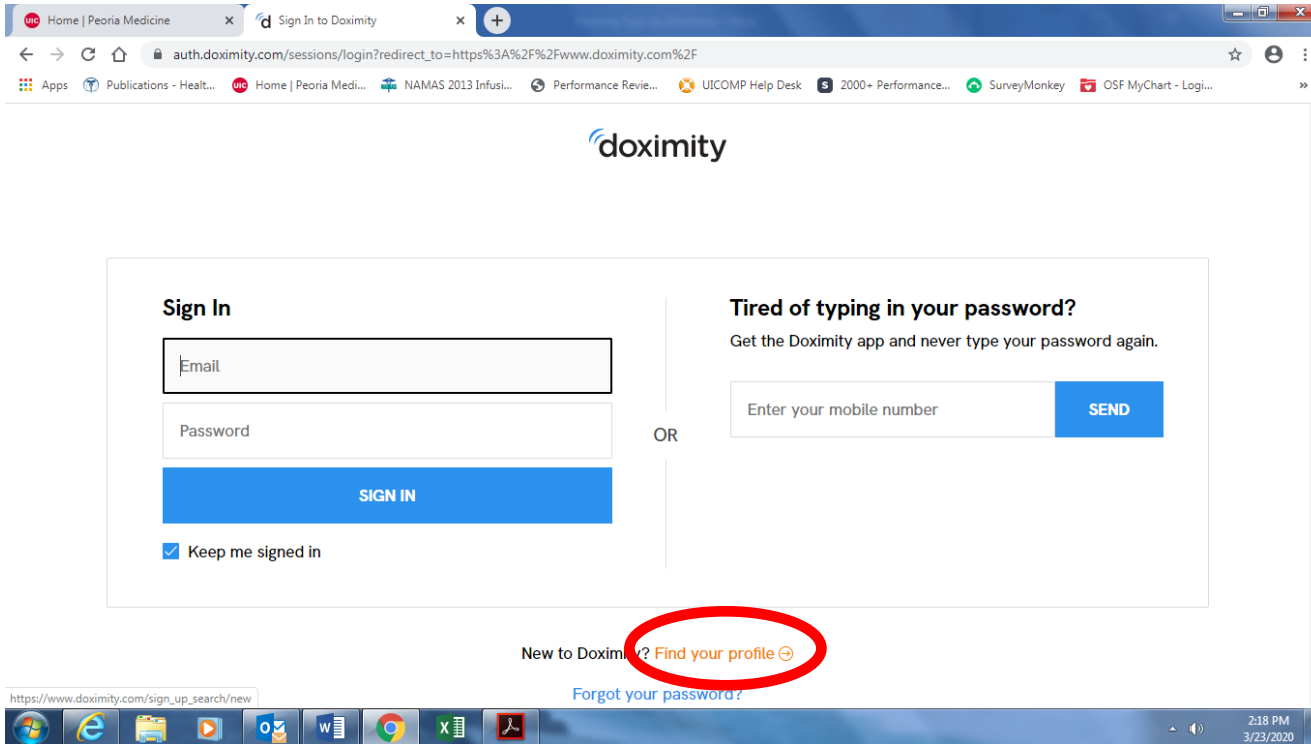
DOXIMITY

Sign Up –to make patient calls from your personal phone

- Go to www.doximity.com
- Click on “Sign in”–top right



- Click on “Find your profile” –bottom



doximity

Sign In

Email

Password

SIGN IN

Keep me signed in

Tired of typing in your password?
Get the Doximity app and never type your password again.

Enter your mobile number **SEND**

OR

New to Doximity? [Find your profile](#)


[Forgot your password?](#)

- Type in your name, find your name, click on it
- Doximity will email you, follow instructions in email to verify
- Upload your medical license
- Wait up to 24 hours
- Download the Doximity app, login with username and password
- See next page to make phone calls



Step 1 – Download the Doximity App on your phone

Step 2 – Log in with username and password



Step 3 – Inside the app Click on Dialer

Step 4 – Set your caller ID with the clinic phone number that will appear when you call a patient

Step 5 – Call patient and the number the patient will see on caller ID is your clinic phone number